























## City of Avondale

### Legend

-  Elementary
-  Jr High
-  High School
-  College / Technical
-  Apartments
-  Mobile Home Parks
-  County Housing
-  Main Street
-  Freeway
-  Railroads
-  Neighborhoods
-  Canals
-  Golf Course
-  Lakes
-  Rivers
-  Planning Area
-  BEAT1
-  BEAT2
-  BEAT3
-  BEAT4
-  BEAT5



Turn on and off the Layers in the left menu by clicking on the gray blocks to show the crimes or identifying features.

On the following pages the reported offenses are listed in tables by housing developments (neighborhoods), apartment communities, mobile home parks, and schools.

Crime Counts by Neighborhoods		Number of Houses	Criminal Homicide	Forcible Rape	Robbery	Aggravated Assault	Other Assaults	Burglary	Theft	Motor Vehicle Theft	Arson	Fraud / Forgery / Embezzlement	Buy / Sell Stolen Property	Criminal Damage / Vandalism	Weapons Violations	Prostitution / Commercialized Vice	Sex Offenses / Indecent Exposure	Drug Violation	Offenses Against Family & Children	DUI	Liquor Laws / Drunkenness	Disorderly Conduct	Curfew Violations / Runaways	All Other Offenses	Crime Count Totals	Percentage of Houses Reporting Crime	
Beat	Neighborhood																										
Beat 5	Cambridge Estates	564				3	8	7	3		2		7						2					3	35	6.2%	
Beat 5	Cantada Ranch	251				1	6	3						3											15	6.0%	
Beat 5	Cashion	1,000			2	2	16	6	43	3		4		3			1	7	1	2	1	1	1	8	101	10.1%	
Beat 3	Central Avondale				3	3	22	15	18	2		7		19			2	6	1		4	6	7	14	129		
Beat 5	Coldwater Ridge	487				5	7	11						10					1				1	1	36	7.4%	
Beat 4	Coldwater Springs	1,887			2	1	8	12	21	6		9		17	1		1	1	5	1		3	2	8	98	5.2%	
Beat 2	Corte Sierra	785				3	4	5	6	2		4		7			1	3	1				4	5	45	5.7%	
Beat 1	Crystal Gardens	904				1	11	8	2		1		10				1					1		5	40	4.4%	
Beat 1	Crystal Park Estates	50				1					1		3												5	10.0%	
Beat 1	Crystal Point	281				2	3		1				2											1	9	3.2%	
Beat 1	Crystal Ridge	129						2	1										1			2			6	4.7%	
Beat 4	CW Ranch (Starlight Trail)	442				4		5	1					3								1			14	3.2%	
Beat 5	Del Rio Ranch	1,442				2	2	8	2					3											17	1.2%	
Beat 4	Desert Springs Village	184					2																		2	1.1%	
Beat 5	Diamond Ridge	210					5	1	1		1		1											2	11	5.2%	
Beat 1	Donatela I	387					1	3					1						1						6	1.6%	
Beat 1	Donatela II	236				1		1	2				1						1		1		1		8	3.4%	
Beat 5	Durango Park	552				1	3	8	5					4			1	2					3		27	4.9%	
Beat 2	Dysart Ranch	293					2	1	5			1		1										1	11	3.8%	
Beat 5	Fieldcrest	279			1		4	8	10			1		1			1				1	1			28	10.0%	
Beat 2	Fulton Estates	286					1	1	3					1					1			1		2	10	3.5%	
Beat 1	Garden Lakes	2,201					11	20	19	5		5		14					3	1	1	2	4	5	90	4.1%	
Beat 1	Garden Park	164					2	1						5										1	9	5.5%	
Beat 1	Garden Trails	144						2				2		1										1	6	4.2%	
Beat 1	Glenarm Farms	150						1	1	2													2	2	8	5.3%	
Beat 4	Glenhurst	469					5	3	7	3		2		3			1		4			2	1	5	36	7.7%	
Beat 1	Harbor Shores	470			1		2	3	10			1		6				1	4					2	30	6.4%	
Beat 5	Las Ligas	319					7	2	12	2		3		4	1							2	2	2	37	11.6%	
Beat 2	Las Palmeras West	268					1	2				1		1			1				1			1	8	3.0%	
Beat 3	Litchfield Mountain View Homes	147						4	6				1									1		1	13	8.8%	
Beat 5	Littleton Manor	118					1	3	4	1		1											2		12	10.2%	
Beat 1	Los Arbolitos Ranch	309					3	8	3			1		2			1	1					1	2	22	7.1%	
Beat 1	Oak Park	52																							0	0.0%	
Beat 3	Old Avondale					7	5	25	23	41	5		8		20	4		2	17	3	2	5	9	3	27	206	
Beat 1	Palm Gardens	142					1	1	2					1										2	7	4.9%	
Beat 1	Palm Meadows	183					4	4	4					2									1	2	17	9.3%	
Beat 1	Pecan Groves	62					2	1	1									1							5	8.1%	
Beat 2	Rancho Santa Fe	1,999					15	5	27	5		3		15			1	1	1			1	1	9	84	4.2%	
Beat 5	Rio Vista Estates						1							1										1	3		
Beat 2	Rio Crossing	345				1	4	1	5	2		2		6			1						2	1	25	7.2%	
Beat 5	Rio Vista	308				1	3	1	2			2		2	1				2				2	1	17	5.5%	
Beat 4	Roosevelt Park Phase 1	580			1		3	7	11	1				3					1			1	1	3	32	5.5%	
Beat 2	Sage Creek	425				1	1	2	3			1							2		1	1	1		13	3.1%	
Beat 5	Sanctuary	561					8	12	10	2		2		3					1			3	1	4	46	8.2%	
Beat 5	Tierra Ranchettes	266															1						1	1	3	1.1%	
Beat 3	Tres Rios Landing	266					2	5	8					1	1							1		1	19	7.1%	
Beat 1	Upland Park	331				1	4	6	1					3										2	17	5.1%	
Beat 3	Villages at Tres Rios	108																							0	0.0%	
Beat 4	Vista Del Verde	442																							0	0.0%	
Beat 4	Waterford Square	217			1		2	3	2			1		1	1				1			1	2		15	6.9%	
Beat 1	Westwind	534					1	3	1	1		1		7					1			1		2	18	3.4%	
Beat 3	Whyman Haciendas	32						1	2															1	4	12.5%	

Crime Counts by Multi-Housing Properties			Number of Units	Criminal Homicide	Forcible Rape	Robbery	Aggravated Assault	Other Assaults	Burglary	Theft	Motor Vehicle Theft	Arson	Fraud / Forgery / Embezzlement	Buy / Sell Stolen Property	Criminal Damage / Vandalism	Weapons Violations	Prostitution / Commercialized Vice	Sex Offenses / Indecent Exposure	Drug Violation	Offenses Against Family & Children	DUI	Liquor Laws / Drunkenness	Disorderly Conduct	Curfew Violations / Runaways	All Other Offenses	Crime Count Totals	Percentage of Units Reporting Crime	
Num	Name	Address																										
1	Aventura Apartments	10350 W McDowell Rd	408					3	3	3			1		3	1											14	3.4%
2	Avondale Senior Village	10830 W Apache St	40																								0	0.0%
3	Coldwater Springs Apartments	12115 W Van Buren St	301		1			1	2	1			1		3					1			2		2	14	4.7%	
4	Crystal Springs Apartments	11885 / 11875 W McDowell Rd	400			1		3	2		2		2		1					3					1	15	3.8%	
5	Edgewater Apartments	102 S 4 Ave	196					1	3	5					3								1	1	1	15	7.7%	
6	Mountain View Apartments	333 E Van Buren St	150						1	4					1											6	4.0%	
7	Newport Apartments	1333 N Dysart Rd	204					1	1		2		2			1				2					1	10	4.9%	
8	Palo Verde Apartments	220 S 3 Av	16																							0	0.0%	
9	Parkside Apartments	103 / 109 / 205 E Brinker Dr	54				1	2							2				1						1	7	13.0%	
10	Rio Santa Fe Apartments	13015 W Rancho Santa Fe Blvd	336					3		1	4		2		1					2			1		1	15	4.5%	
11	Rose Terrace Apartments	525 E Harrison Dr	120					1	3	2					1					1	1					9	7.5%	
12	Siesta Point Apartments	12851 W Buckeye Rd	104					1												1			2	2		6	5.8%	
13	Sunrise Estrella Care Facility	350 W La Canada Blvd	84																							0	0.0%	
14	The Club at Coldwater Springs	105 N Links Dr	250					2	1	1	3		1		1								1			10	4.0%	
15	The Legacy Apartments	1408 N Central Ave	168		1	1			2	8	1		1		4									1		19	11.3%	
16	The Village at Gateway Pavilions	1700 N 103 Av	240					4	1	3	1				2											11	4.6%	
17	Versante	11120 W Van Buren St	336					1	3		1		2							1	1					9	2.7%	
18	Vianny Villa Apartments	750 S 4 St	50																							0	0.0%	
19	Village at Avondale Apartments	12721 W Buckeye Rd	96					3	1						2										1	7	7.3%	
20	Madison Street County Housing	Various				1		4	5	3					5										1	19		
21	Norton Circle County Housing	Various						1			1												1			3		
22	Avondale Mobile Home Park	121 W Main St / 125 W Main St	16							1			1							1					2	5	31.3%	
23	Byrds Trailer Park	249 W Main St	40							1					1								1			3	7.5%	
24	Central Park Trailer Park - 1	221 S Central Ave	57					1		2			1		1										2	7	12.3%	
25	Central Park Trailer Park - 2	221 S 1 St	28					1	1		1													1	1	5	17.9%	
26	Country Hills Mobile Estates	11901 W McDowell Rd	102					1					1							1						3	2.9%	
27	Hummingbird 1	438 S 3 Ave	69							3	1				1									1		6	8.7%	
28	Hummingbird 2	221 W Main St	86			2		2	1									1			1					7	8.1%	
29	County Villa Mobile Home Park	1105 N 8 St	80				1	3	3						1								1	1		10	12.5%	
30	Estrella Villa Mobile Home Park	1221 N 8 St	70				1			1					1											3	4.3%	
31	Palm West Mobile Home Park	300 W Lower Buckeye Rd	140					4		1					6										1	12	8.6%	
32	Pecan Tree Trailer Park	1214 N 119 Ave	42				1								1					1						3	7.1%	
33	Wigwam Villa Mobile Home Park	805 N 8 St	121					1	2	4	2													2		11	9.1%	

Crime Counts by School			Criminal Homicide	Forcible Rape	Robbery	Aggravated Assault	Other Assaults	Burglary	Theft	Motor Vehicle Theft	Arson	Fraud / Forgery / Embezzlement	Buy / Sell Stolen Property	Criminal Damage / Vandalism	Weapons Violations	Prostitution / Commercialized Vice	Sex Offenses / Indecent Exposure	Drug Violation	Offenses Against Family & Children	DUI	Liquor Laws / Drunkenness	Disorderly Conduct	Curfew Violations / Runaways	All Other Offenses	Crime Count Totals
Num	Name	Address																							
1	Bradley Academy of Excellence	200 N Dysart Rd							1																1
2	Canyon Breeze Elementary School	11675 W Encanto Blvd																1							1
3	Collier Elementary School	350 S 118 Dr				1								1						1					3
4	Corte Sierra Elementary School	3300 N Santa Fe Trl							1																1
5	Estrella Vista Elementary School	11905 W Cocopah Cir																							0
6	Garden Lakes Elementary School	10825 W Garden Lakes Pkwy				1		1				1	1						1					1	6
7	Lattie Coor Elementary School	220 W La Canada Blvd															1								1
8	Littleton Elementary School	1250 S Avondale Blvd							2															1	3
9	Michael Anderson Elementary School	45 S 3 Av				4		1					1										1	1	8
10	Quentin Elementary School	11050 W Whyman Ave							1																1
11	Rancho Santa Fe Elementary School	2150 N Rancho Santa Fe Blvd												2											2
12	Rio Vista Elementary School	10237 W Encanto Blvd	1			3	2		1				1						1					1	10
13	Avondale Jr High School	1406 N Central Av																							0
14	Underdown Jr High School	1642 S 107 Ave							2									1							3
15	Agua Fria High School	530 E Riley Dr	1			1		20				2					1	3	1		2		1	4	36
16	Estrella Charter High School	510 N Central Ave				2		1										2						2	7
17	La Joya High School	11650 W Whyman Av				2		13	1				3					5					1	3	28
18	PPEP TEC Charter Facility	725 N Central Ave																			1				1
19	Westview High School	10850 W Garden Lakes Pkwy							9				2				1	2					1	3	18
20	Universal Technical Institute	10695 W Pierce St				4		1	1																6
21	Estrella Mountain Community College	3000 N Dysart Rd				1			1									1							3
22	Rio Salado College	420 N Central Ave							1				1											1	3